


## Instructions for the use of the Passy app


- Once you have received the email from registration@passy.it, register on the Passy website and download the **Passy** app.



- Open the app and log.

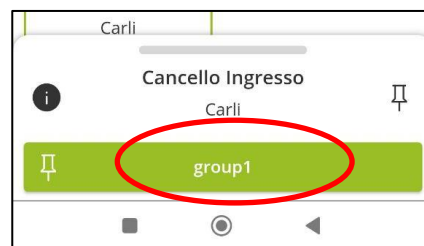


- Once you have logged in and associated your phone, click on the icon in the bottom left-hand corner



- You will see the residences where your access is enabled, selecting one will show you the gates and

you will be able to give the command 'group1' to open the door.



**Note: If you want, you can tick the thumbtack-shaped figure that will allow you to have the opening immediately available on the app's homepage.**



**Remember to keep your internet connection active**

### ATTENTION

**Carry out the functionality test immediately on arrival and report any problems to the concierge or residence manager.**