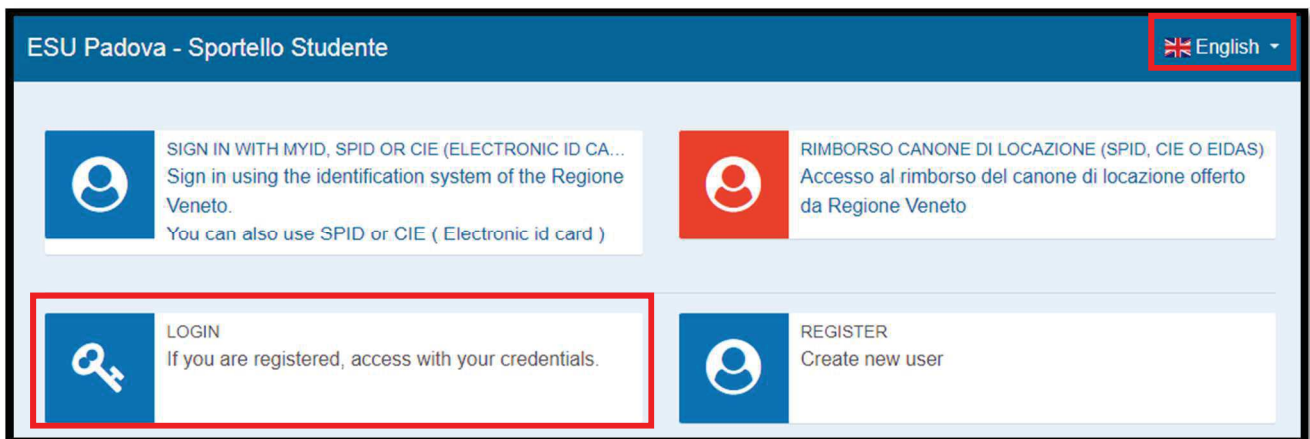


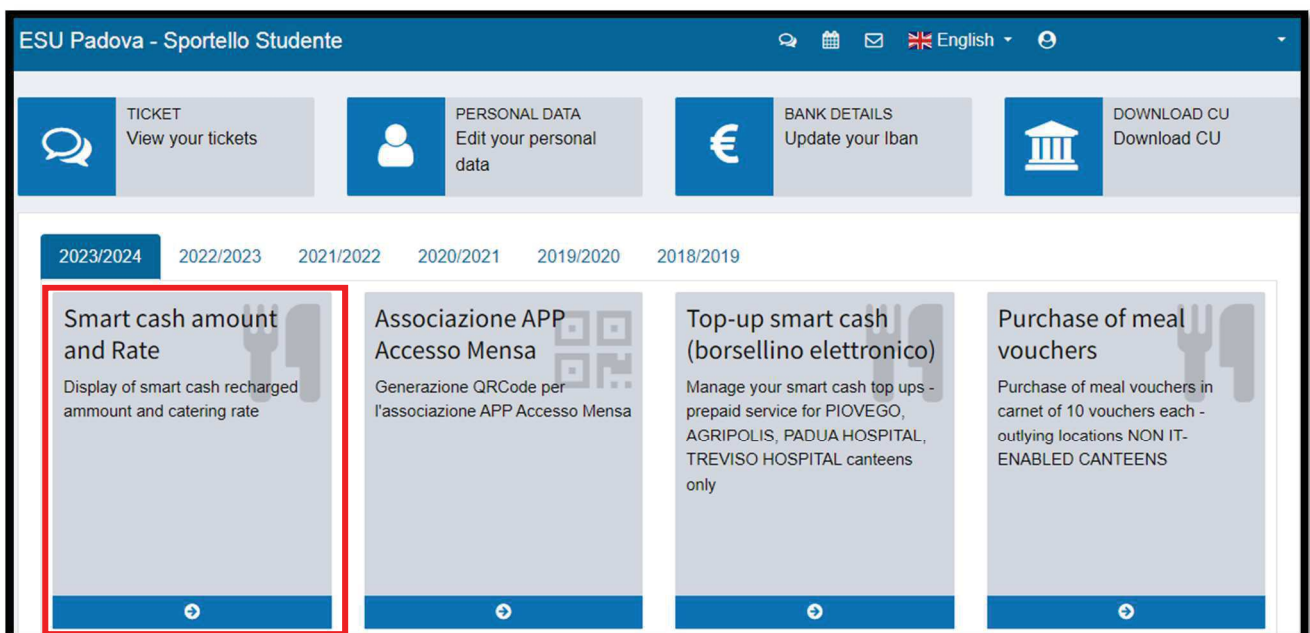
HOW TO USE THE ESUPd.EAT APP AT THE AGRIPOLIS PIZZERIA Academic Year 2023 - 2024

In order to have a pizza at the Agripolis Pizzeria you will need the ESUPd.EAT app and a sufficient balance on the borsellino elettronico (smart cash).

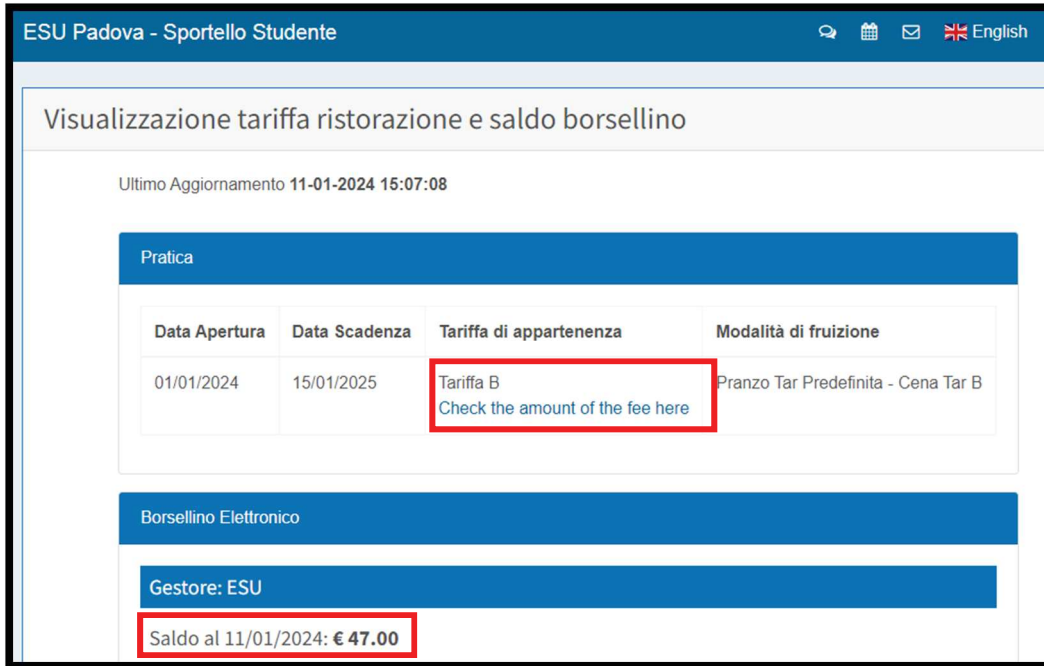
1. Follow the **guide** and the **tutorial video** on the ESU website at the Canteen Service webpage (<https://www.esu.pd.it/en/food-service>) to setup the ESUPd.EAT app.
2. Check your **meal fare** and the **balance** of your borsellino elettronico (smart cash):
 - Login on the Student Dashboard <https://myesupd.dirittoallostudio.it> with your username (i.e. your fiscal code) and your password.



- Click on the box “Smart cash amount and rate”



- Check your **fare**, the **price of your meal** and make sure to have **enough balance** to cover the price of the meal.



ESU Padova - Sportello Studente

Visualizzazione tariffa ristorazione e saldo borsellino

Ultimo Aggiornamento 11-01-2024 15:07:08

Data Apertura	Data Scadenza	Tariffa di appartenenza	Modalità di fruizione
01/01/2024	15/01/2025	Tariffa B Check the amount of the fee here	Pranzo Tar Predefinita - Cena Tar B

Borsellino Elettronico

Gestore: ESU

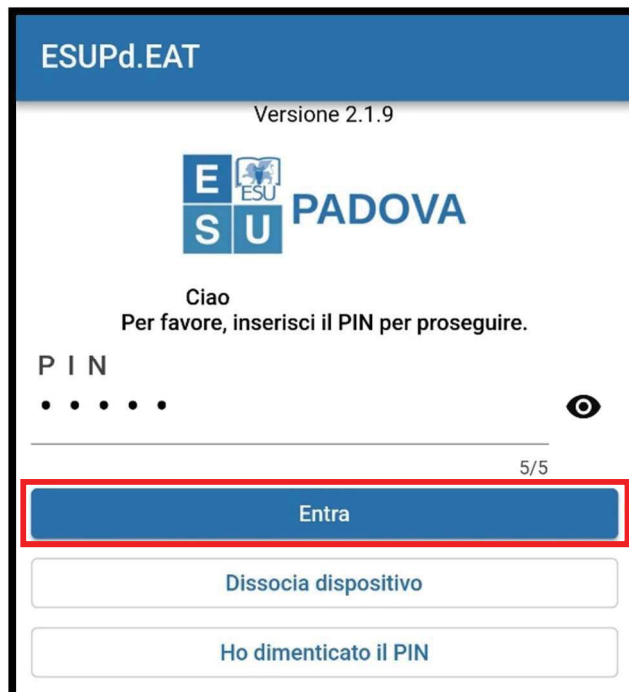
Saldo al 11/01/2024: € 47.00

If the balance of the borsellino elettronico (smart cash) is lower than the price of the meal, it will not be possible to buy the meal.

Follow the guide on the ESU website to top up the balance of the borsellino elettronico (smart cash).


Notice: it may take up to 72 hours for the top up to be credited in the borsellino elettronico (smart cash) balance.

3. Open the **ESUPd.EAT app**, enter your **PIN** and tap on **Entra**:



ESUPd.EAT

Versione 2.1.9



Ciao
Per favore, inserisci il PIN per proseguire.

P I N

• • • • •

5/5

Entra

Dissocia dispositivo

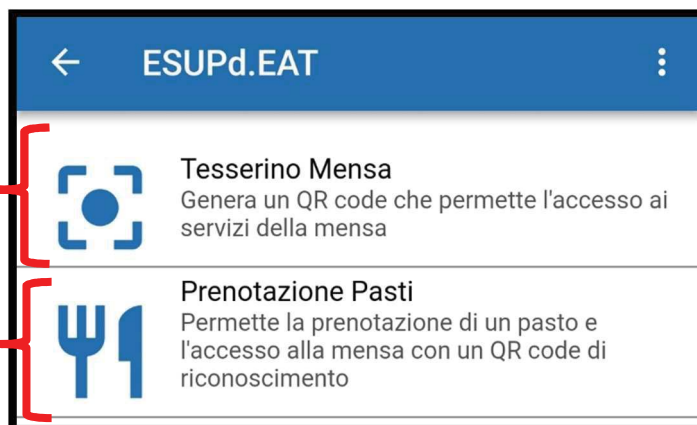
Ho dimenticato il PIN

To access the canteens

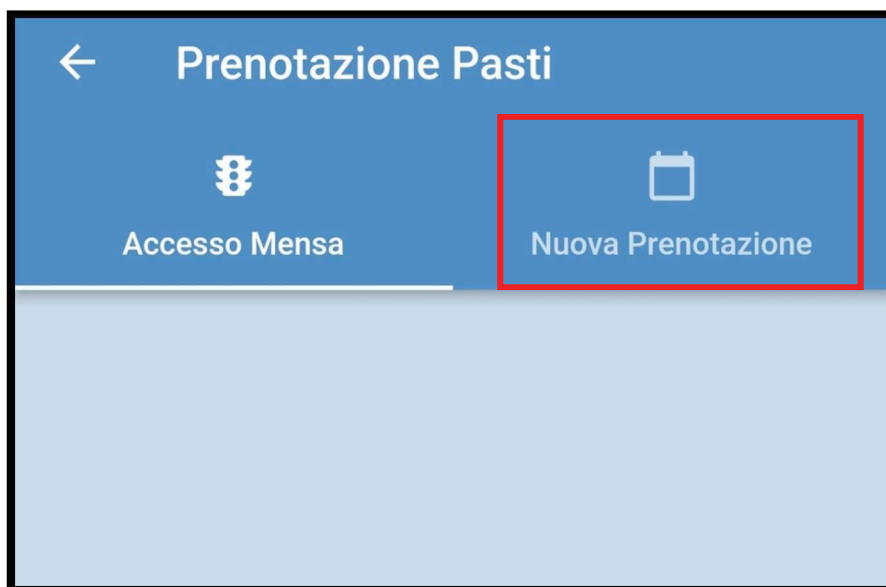
- **Agripolis pizzeria:** tap on **Prenotazione Pasti**
- **Agripolis, Nord Piovego, Murialdo, Belzoni, Pio X, Casa del Fanciullo, Vicenza Contrà della Piarda, Rovigo CENSER:** tap on **Tesserino Mensa**, scan the QR code at the cashier desk, pay cash and collect your meal.

Tap on **Tesserino mensa** for these canteens:
Nord Piovego, Agripolis, Murialdo, Belzoni, Pio X, Casa del Fanciullo, Vicenza Contrà della Piarda, Rovigo Censer.

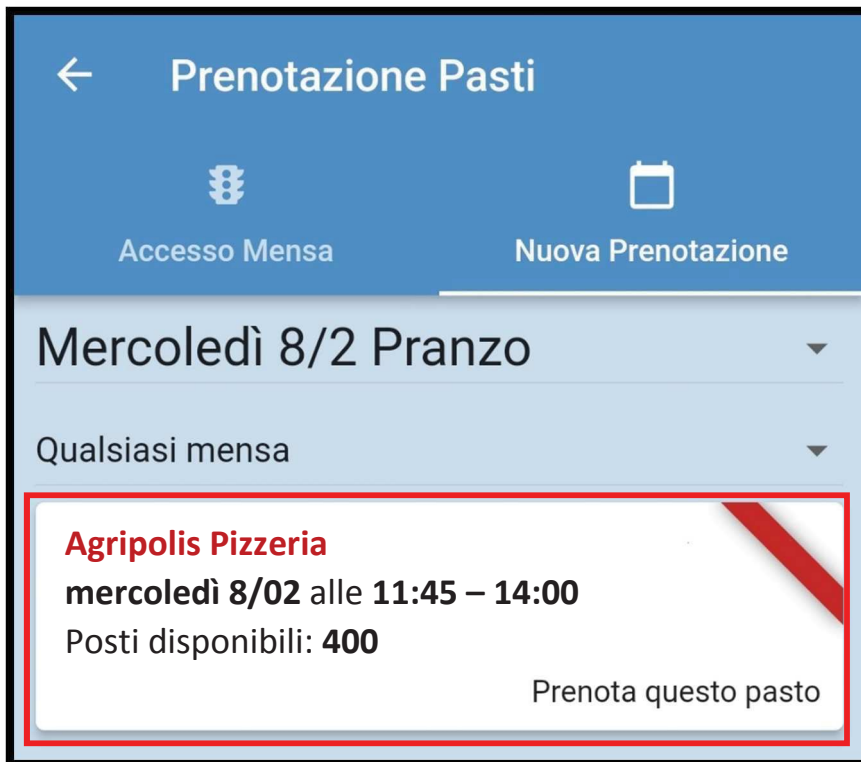
Tap on **Prenotazione Pasti** for the **Agripolis Pizzeria**



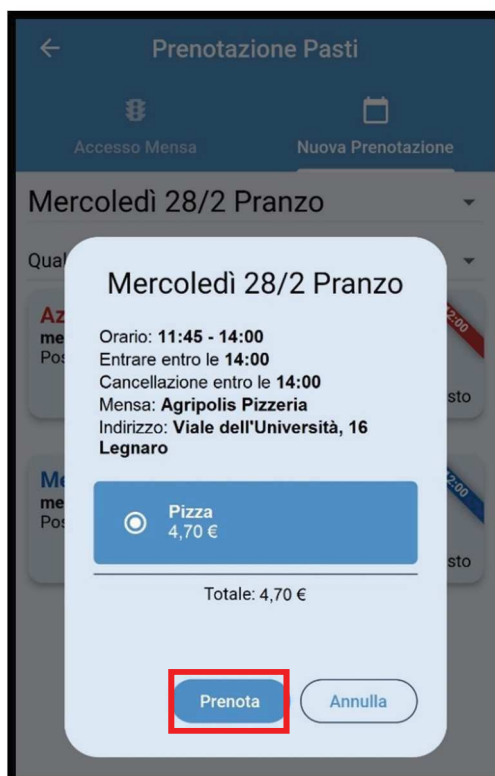
4. Tap on **Nuova Prenotazione**



5. Tap on the canteen where you are going to buy the meal:
Azienda Ospedale Università Padova or Ospedale di Treviso Ca' Foncello.
Notice: you can only buy a meal for the current day.



6. Tap on the canteen and tap on **Prenota** to confirm the selection.
Notice: if the balance on your borsellino elettronico (smart cash) is insufficient to cover the price of the meal, the message "*Saldo insufficiente*" will appear and it will not be possible to buy the meal. Top up the balance (see step 2) and try again once the top up has been credited.



7. Tap on **Accesso Mensa** to see your booked pizza.

During the opening times of the Agripolis Pizzeria, you will see a QR code.

Scan the QR code at the cashier desk and use the printed ticket to collect your pizza.



The QR code keeps changing in order to prevent falsification, fraud and illicit use.

Therefore, **screenshots and/or photos of the QR code will not be valid.**

Please be reminded that each user is entitled to have **only one lunch per day.**

The QR code generated by the ESUPd.EAT app is strictly personal.

It cannot be shared, given, borrowed, sold, given to other people.

The price of the meal will be subtract from the balance of the borsellino elettronico (smart cash).

You can cancel your meal, before scanning the QR code at the cashier, by tapping on *“cancella prenotazione”*.

Cancellation is not possible after the QR code has been scanned by the cashier.

If you don't scan the QR code, the meal will be cancelled automatically after the canteen's closing time.

The price of the meal that has not been scanned and collected will be returned to the borsellino elettronico (smart cash) in 24 hours.

For support requests, open a support ticket from the Homepage of the Student Dashboard (<https://myesupd.dirittoallostudio.it>).